

# Quartile 2

Wall Panel



spinneybeck



## Quartile 2 Redefines a Mid-Century Motif

Quartile 2 reinterprets classic breeze block facades in a contemporary modular wood tile. Drawing inspiration from mid-century modern architecture, the Quartile collection replaces concrete with the rich warmth of natural hardwoods, transforming bold, statement patterns into striking features for modern interiors. Offered in six wood species, Quartile 2 pairs with Quartile 1, allowing for customizable patterns, and features a recessed edge that mimics a traditional grout line, adding visual definition and a simple installation process.

Quartile 2 was designed by Lars Beller Fjetland, a Norwegian designer who marries timelessness and longevity through an immediate, honest functionalism in form and aesthetic.




Quartile 2 Shown in White Oak




Quartile 2 Shown in Sapele




Quartile 2 Shown in Maple



Quartile 2 Shown in Walnut



Quartile 2 Shown in Douglas Fir

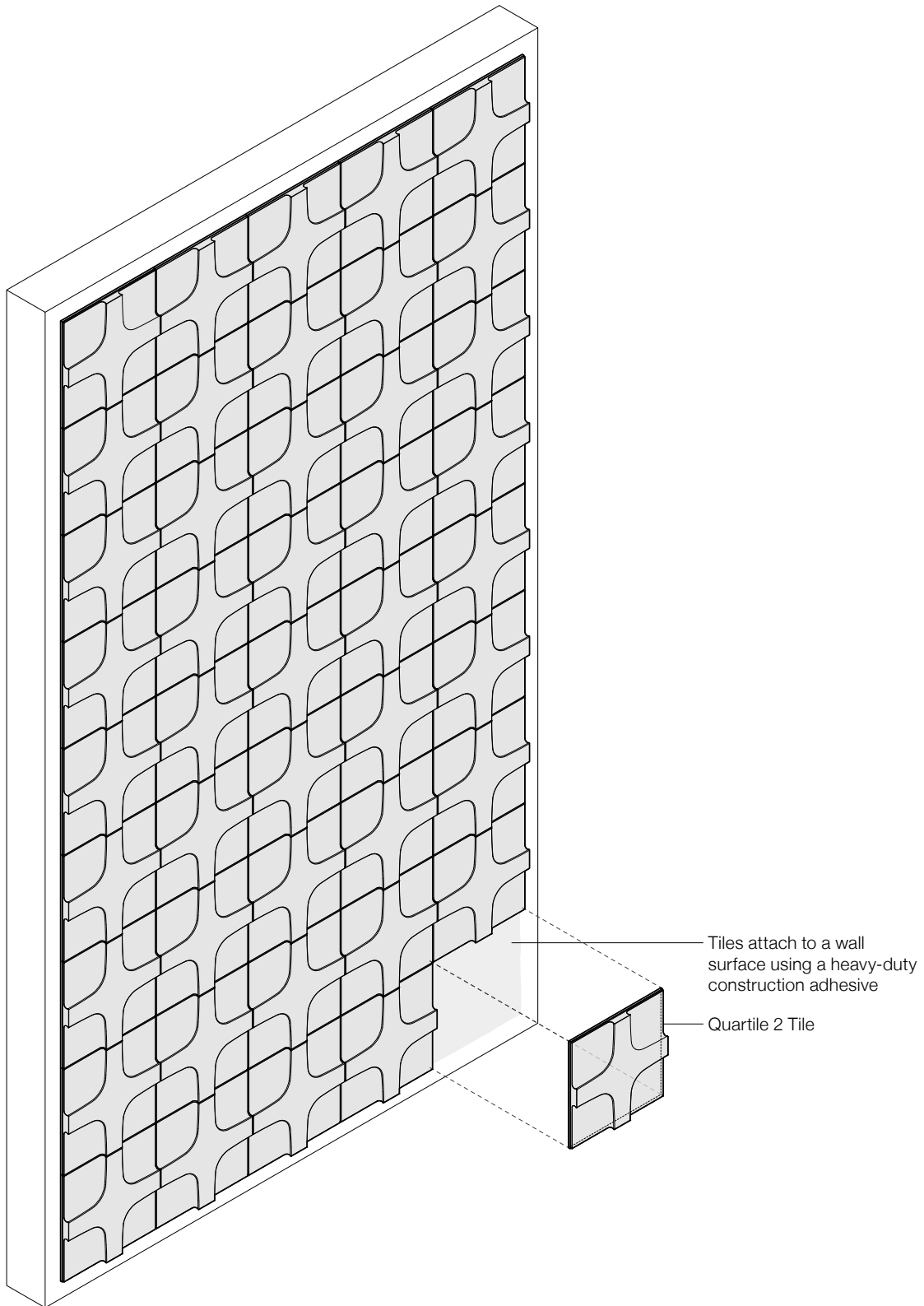


Quartile 2 Shown in Beech




**“I strongly believe that it’s our responsibility as designers to create products that solve existing problems without creating new ones. This is the only sustainable way of introducing a new product into the market. We need to be thinking about the entire lifecycle of a product, from cradle to grave. This should be the rule, rather than the exception.”**


– Lars Beller Fjetland, designer of Quartile 2




**Exploded Axonometric**  
Suggested Pattern 001



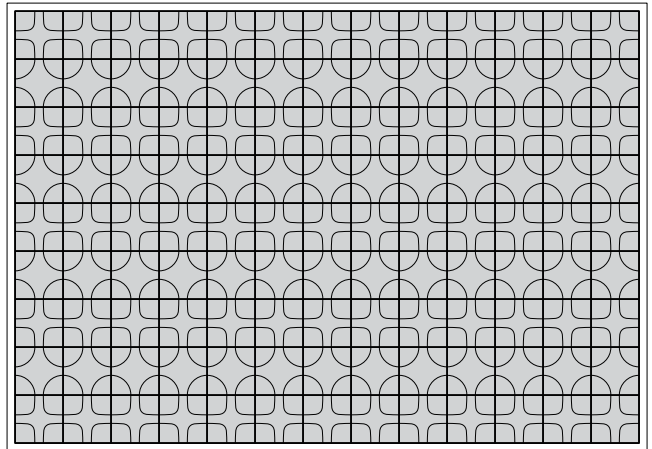
**Quartile 2 Suggested Pattern 001**



**Quartile 1 + Quartile 2 Suggested Pattern 001**



**Quartile 1 + Quartile 2 Suggested Pattern 002**



**Quartile 1 + Quartile 2 Suggested Pattern 003**

Patterns are shown as suggested installations and may be configured with any combination of tiles

<b>Product</b>	Quartile 2
<b>Designer</b>	Lars Beller Fjetland
<b>Content</b>	Wood
<b>Tile Size</b>	1'-0" x 1'-0" (30.5 x 30.5 cm)
<b>Tile Size Tolerance</b>	+/- 1/16 in (2 mm)
<b>Thickness</b>	1 in (2.5 cm)
<b>Wood Types</b>	Beech, Douglas Fir, Maple, Sapele, Walnut, White Oak
<b>Grain Direction</b>	Vertical
<b>Color Option</b>	1-Color per wall
<b>Edges</b>	Finished
<b>Custom</b>	2-Color+ per wall is available and must be quoted
<b>Durability</b>	Contract or residential
<b>Lead Time</b>	Made to order and certain lead times will apply
<b>Installation</b>	Tiles are direct glued to a clean and dry wall surface using heavy-duty construction adhesive. As is typical with solid wood products, tiles must acclimate to the space before installation and may expand or contract with changes in temperature and humidity over time. Installation services are available through Spinneybeck.
<b>Maintenance</b>	Use a very mild non-abrasive non-ammonia, and non-alcohol containing soap diluted in a room temperature water solution. Apply with a soft flannel cloth, followed by a dry cloth. Always wipe in the direction of the grain. Never use commercial cleaners, abrasives, solvents, or glass cleaner on any wood as it will wear away the finish. Never apply wax as this will interact with the finish.
<b>Variation</b>	Wood is a natural material and minor changes in color are evidence of the 100% natural origin of the material.
<b>Environmental</b>	Contains no formaldehyde CARB Compliant Solid woods are inherently non-emitting
<b>Flammability</b>	Solid woods meet ASTM E 84: Class A (with applied Fire Retardant) Solid woods meet CAN ULC S102.2-18: FS: 20 / SDI: 95-105 (with applied Fire Retardant)


**Standard Colors**




Beech




Maple




Douglas Fir



White Oak



Walnut



Sapele